

Process Overview:



Important Note Before Starting Credit Evaluation:

If you attended the ASTRO Annual Meeting in years past, you may recall submitting a Credit Evaluation for each session you attended. This year is different. You will complete **one** Credit Evaluation Submission and check off all the activities you attended to receive credit for each in a single submission. You should only complete the Credit Evaluation **one time**, at the conclusion of **all** your session activities for Annual Meeting. You will be able to claim credit for all sessions attended in the Credit Evaluation process and will be asked to provide feedback on the Annual Meeting as a whole. You will **not** be able to go back in and claim credit for additional sessions **after** you have submitted your Credit Evaluation. Therefore, we recommend you complete the Credit Evaluation after you have attended Annual Meeting and ensure you submit before the **deadline of Monday, November 3rd, 2025**.

Log into ASTRO Academy

1. Go to academy.astro.org.
2. Click on the **Log In** button at the top.
3. You will be redirected to log in on the ASTRO.org website.
Note: Make sure to log in using the username and password you used to register for the Annual Meeting.
4. After logging in, you will be redirected back to the ASTRO Academy page.



Pending Activities

View Edit Bookmarks My activities Orders Reported credit

Completed activities **Pending activities**

TITLE SERIES ENROLLED DATE START DATE E.g., 09/22/2025

END DATE E.g., 09/22/2025

Title	Status	Enrolled date
How to Say No	How to Say No Webinar	
ASTRO ROCKS: Specific Aims	ASTRO ROCKS: Specific Aims Webinar	
2025 ASTRO Annual Meeting - Credit Evaluation	Meeting Evaluation for Credits	
How to Say No Webinar	How to Say No Webinar	
APEX Surveyor Training Course - Physicists	APEX Program Overview	

Go to Pending Activities

1. Click on **My Activities**.
2. On the **My Activities** tab, click on **Pending Activities**.
3. In the chart under **Pending Activities**, you should see **2025 ASTRO Annual Meeting – Credit Evaluation**.

Note: Depending on your registration type, the end of the Title may say, “Virtual”, “Wednesday”, etc. depending on the type of Annual Meeting registration you have.

Click on 2025 ASTRO Annual Meeting – Credit Evaluation Course



1. Click on **2025 ASTRO Annual Meeting – Credit Evaluation** to open the course.
2. In the **Overview** tab, you can claim a certificate of attendance. You can also read more about the different types of credits ASTRO offers:

Member Type:	Credits Eligible For:
Physician (MD or DO)	AMA PRA Credits
Physicist	CAMPEP Credits
Dosimetrist / Dosimetrist Therapist	MDCB Credits

Note: Any other affiliation will not be able to claim credits, however they can claim a certificate of attendance from the **Overview** tab.

3. Click on the blue **Take Course** button to launch. Alternatively, if you just want to claim a certificate of attendance, you can do that from this screen without moving forward.

Note: It will be helpful to have your **Credit Tracker** handy or a list of all the sessions you attended that you kept personally throughout Annual Meeting to help you with the next step.

2025 ASTRO Annual Meeting - Credit Evaluation

Overview Accreditation **Take course**

Thank you for attending the 2025 ASTRO Annual Meeting. The ASTRO Annual Meeting credit evaluation has a brand new look and process. Please read all instructions carefully.

Evaluation Due Date for All Attendees: Monday, November 3, 2025

This evaluation is to claim credits for your participation in-person in San Francisco and/or for viewing the sessions in real time via the live-stream.

Only physicians, physicists, dosimetrists and radiation therapists who need Category A credits through MDCB are eligible for credits. All other attendees can claim a certificate of attendance.

Physicians are also eligible to claim credits for recordings viewed via the Annual Meeting onDemand in a separate evaluation until June 1, 2026.

Helpful Links

Certificate of Attendance <https://show.jspargo.com/astro25/receipt/>

Course summary

Available credit: **35.25 AMA PRA Category 1 Credit™**

Course opens: 08/25/2025

Course expires: 11/03/2025

Cost: \$0.00

TAKE COURSE

Rating: ★★★★★

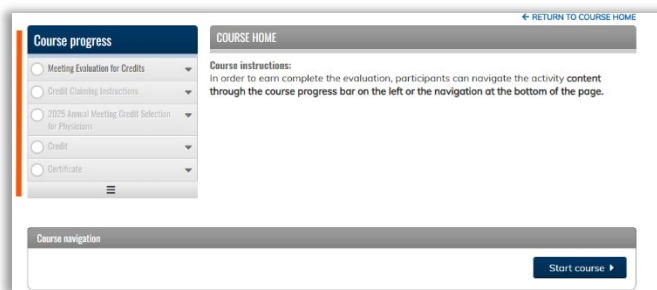
Bookmark course

Follow Course Navigation to Complete Evaluation

- The course will launch, and you will notice 5 modules posted on the left-hand side under the **Course Progress** bar. You will use the **navy-blue navigation buttons** to continue through the evaluation process. The 5 modules include:

- a. [Module 1: Meeting Evaluation for Credits](#)
- b. [Module 2: Credit Claiming Instructions](#)
- c. [Module 3: Credit Selection](#)
- d. [Module 4: Credit](#)
- e. [Module 5: Certificate](#)

- Click the **Start Course** button to proceed with the course.



Module 1: Meeting Evaluation for Credits

- The next module, called the **Meeting Evaluation for Credits**, is required to complete the credit process. All users, regardless of being a physician, physicist, or dosimetrist, will receive the same questions here.

- In this section, answer each question to provide feedback on the Annual Meeting sessions as a whole.

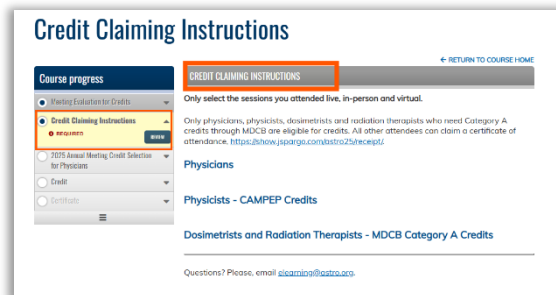
Note: Each question is required, as denoted with a red asterisk (*) so please ensure you respond to each question before moving forward. You will not be able to continue until all questions have been answered.

- After you complete the last question, click on the **Submit** button.

- The next screen will indicate that your submission has been received.
- Click on the **Next** button to continue the course navigation.

Module 2: Credit Claiming Instructions

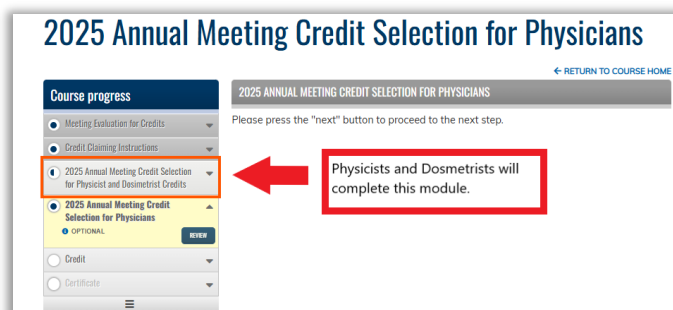
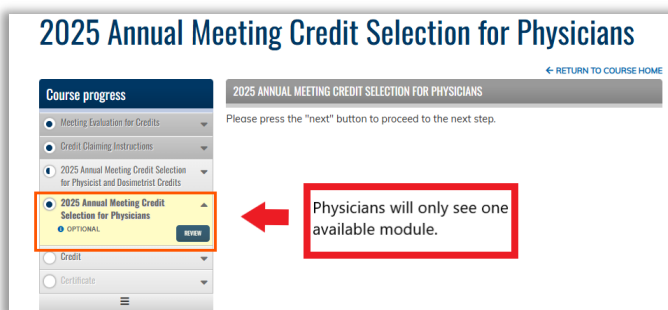
1. The second module is the **Credit Claiming Instructions** page with information to read.
2. Use the drop-down menus to select the type of credits you are eligible for to see additional information on claiming credits.
3. Click **Next** to proceed.



Module 3: Credit Selection

1. The next module is the **2025 Annual Meeting Credit Selection**.

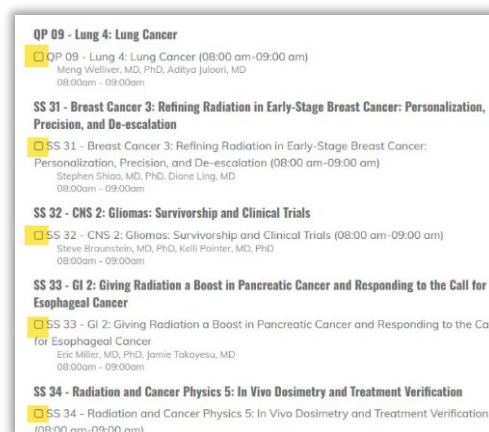
Note: Depending on your registration type, this tab will say **2025 Annual Meeting Credit Selection... “for Physicians”** or **“for Physicists and Dosimetrists”**. You will only be able to proceed with the module that you are eligible for.



2. Click **Next**, and then you will be able to browse the list of credit-eligible sessions and use the checkbox to click on the sessions you attended.

Note: You will only see credit-eligible sessions for the day(s) of the Annual Meeting that you were registered for. For example, if you purchased only the weekend pass, you will only see credit-eligible sessions from Saturday and Sunday of the Annual Meeting to pick from.

Physicians: Browse the list of credit-eligible sessions and use the checkboxes to click on the sessions you attended.



Physicists and Dosimetrists: Select the type of credits you are seeking and the dates you attended sessions. After selecting the credit type you are seeking, you will provide your MDCB number or the email address associated with your CAMPEP account. This information will be used to send your credits to either CAMPEP or MDCB. After selecting “Yes” to indicate that you attended sessions on that day, a list of available sessions to claim credits for that day will appear and you can use the checkboxes to click on the sessions you attended.

3. After checking off all your sessions, you will be at the bottom of the **Credit Selection Module**.

For Physicians:

- When you get to the bottom of the session list and scroll all the way down, you will see the **total number of credits** that you are claiming based on your selections above.
- Click the **Next** button under the **Credit Total**. This will submit those credits.
- This will bring you to the Click the checkbox to agree that you are only claiming credit commensurate with the extent of your participation.
- Click the Submit button. Do not click the submit button until you are completely done claiming credits for the meeting.
- Note: If your credit total was over the maximum, you can edit the text box here to claim the maximum.

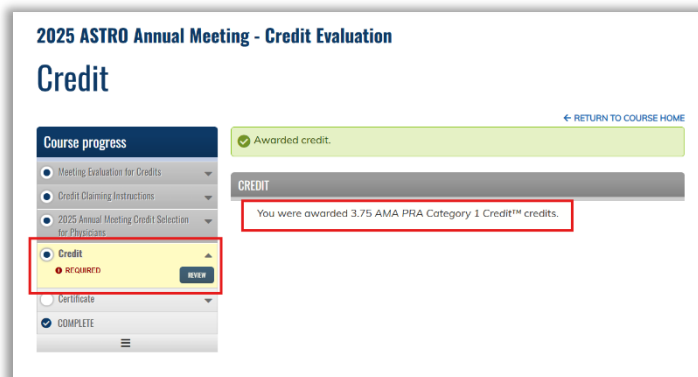
For Physicists and Dosimetrists:

- You will be prompted to click **Submit** at the bottom of the session selection screen.
- After you click **Submit**, your credits will be submitted, and you will see the thank you message below.
- At this point you have completed the evaluation and you can exit out of the evaluation.

Module 4: Credit

For Physicians:

- A screen will show you that you were awarded the number of credits you claimed on the previous screen.
- Click **Next**.

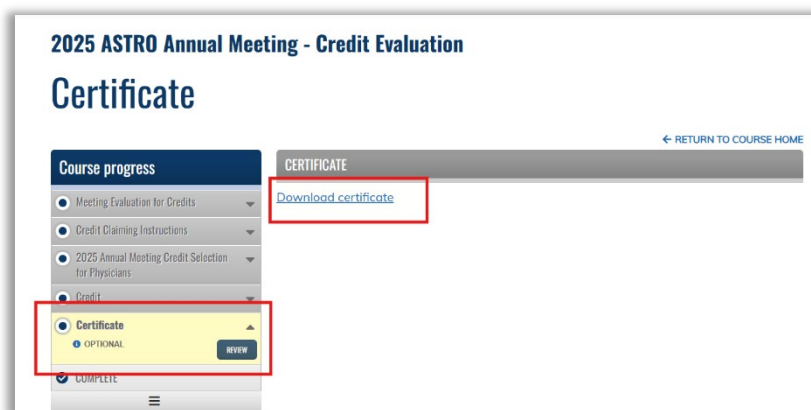


For Physicists and Dosimetrists:

- This will show Sorry, there is no credit to be awarded because your credits will be sent to MDCB and CAMPEP after the meeting. You can still get a certificate of attendance through the certificate of attendance link. Your credits will be applied once they are uploaded from ASTRO to MDCB or CAMPEP. Your credits will be uploaded to MDCB or CAMPEP 45 days after attendance. Attendees claiming MDCB credits will also receive a credit certificate at that time, sent to the email address they used to register for the meeting.

Module 5: Certificate

1. Physicians will arrive at the **Certificate** module. On this screen, there will be a [blue link](#) that you can click to download your certificate.
2. Then, click **Review**.



3. You have now completed the **Credit Evaluation** process.
4. You will know you completed this process successfully by going back to **My Activities** in the ASTRO Academy.
5. Click on **Completed Activities** and you will now see the **2025 ASTRO Annual Meeting – Credit Evaluation** show up in your list as completed. Your certificate will be here to download in the future, if needed, as well.
6. Physicists and dosimetrists will not see this screen and the evaluation may show in your pending courses.

Completed Activities

[View](#)
[Edit](#)
[Bookmarks](#)
[My activities](#)
[Orders](#)
[Reported credit](#)

[Completed activities](#)
[Pending activities](#)

TITLE

SERIES

DATE COMPLETED FROM

E.g., 09/05/2025

TO

E.g., 09/05/2025

[Download PDF](#)

[APPLY](#)

Title	Credit	Credit type	Date completed	Certificate
2025 ASTRO Annual Meeting - Credit Evaluation - In Person	22.25	AMA PRA Category 1 Credit™	09/05/2025	Download
2022 Multidisciplinary Head and Neck Cancers Symposium onDemand	3.25	AMA PRA Category 1 Credit™	03/04/2022	Download
Are you Down with the QPP? You Better Be if you Want \$	1.50	SA-CME	09/24/2017	Download

Note:

After you have submitted, if you realize you made any mistakes or forgot to add a session to your list to claim credit for, you will have to contact elearning@astro.org. They will have to reset your course and you will have to start from the beginning again.